

Highlights

- Productivity increase of grinding and polishing pads
- Reduction of setup and changeover costs
- Easy peeling of all Pureon self-adhesive backs
- Multiple changes without damaging the pad


Accessoires

PAD-EASE PRO


PAD-EASE PRO was specifically developed for the usage with Pureon grinding and polishing pads like SQUADRO or SUBA. The purpose of PAD-EASE PRO is to ensure a quick and easy change of PSA pads on the machine. It reduces set-up and changeover times as well as set-up and changeover costs by avoiding the rejection of grinding and polishing pads that have been incorrectly glued on.

A pad that has been incorrectly bonded directly on the machine is virtually impossible to correct and leads to its destruction. Self-adhesive pads can be removed from PAD-EASE PRO easily, quickly, and without damage. Which means that they can be reused. Even very large pads can be changed many times a day, where without PAD-EASE PRO it can take hours to laboriously remove a pad from the machine. This allows many different preparations or specifications to be processed per shift.

PAD-EASE PRO is offered on metal plates for magnetic attachment to the machine or with self-adhesive backing (PSA) and has a shelf life of more than two years when properly handled. For better mountability of self-adhesive PAD-EASE PRO films, they are also offered stiffened.



PAD-EASE PRO



Change process



Pureon offers a wide range of customized solutions. Get in touch with us.

Product specifications

Temperature stability -40 – 160 C°
 Thickness coating..... 0,1 – 0,3 mm
 Thickness metal carrier 10,2 – 10,5 mm

Order information

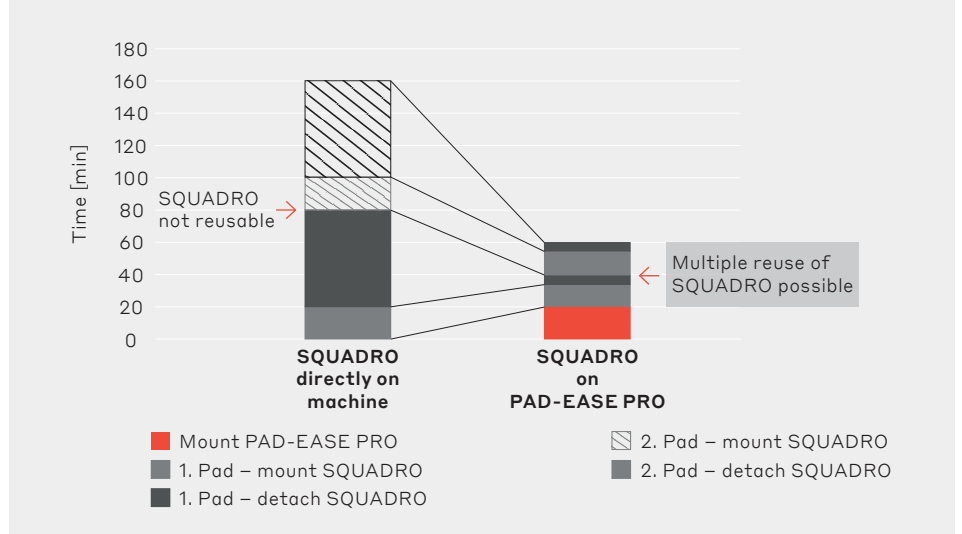
Order code PAD-EASE PRO OD475-ID200 mm-PU1-PSA-D1

- ① Outer diameter 200 – 1'200 mm
 Custom sizes are available upon request
- ② Inner diameter Optional (freely selectable)
- ③ Packing unit 1 piece / box
- ④ Backing / mounting PSA (self-adhesive)
 PCPSA (self-adhesive and stiffened)
 MC (metal plate)
 MCPSA (metal plate and self-adhesive)
- ⑤ Drawing index Optional

Application recommendations

- Preparation The mounting plate must be absolutely clean, flat, dry, and free of grease.
- Mounting The PAD-EASE PRO foil / plate must be aligned centrally and, if necessary, match the cooling holes and be applied without air bubbles.
- Demounting Pads with self-adhesive backing may only be mounted once.
- Cleaning After removing a grinding/polishing pad, the PAD-EASE PRO surface should be wiped damp with water and cleaned. Important: Never use acetone or isopropanol for cleaning.

Performance SQUADRO with PAD-EASE PRO



Contact

sales@pureon.com
 www.pureon.com

