

### Highlights

- Productivity increase of grinding and polishing pads
- Reduction of setup and changeover costs
- Easy peeling of all Pureon self-adhesive backs
- Multiple changes without damaging the pad


### Accessoires

## PAD-EASE-PRO


PAD-EASE-PRO was specifically developed for the usage with Pureon grinding and polishing pads like SQUADRO or SUBA. The purpose of PAD-EASE-PRO is to ensure a quick and easy change of PSA pads on the machine. It reduces set-up and changeover times as well as set-up and changeover costs by avoiding the rejection of grinding and polishing pads that have been incorrectly glued on.

A pad that has been incorrectly bonded directly on the machine is virtually impossible to correct and leads to its destruction. Self-adhesive pads can be removed from PAD-EASE-PRO easily, quickly, and without damage. Which means that they can be reused. Even very large pads can be changed many times a day, where without PAD-EASE-PRO it can take hours to laboriously remove a pad from the machine. This allows many different preparations or specifications to be processed per shift.

PAD-EASE-PRO is offered on metal plates for magnetic attachment to the machine or with self-adhesive backing (PSA) and has a shelf life of more than two years when properly handled. For better mountability of self-adhesive PAD-EASE-PRO films, they are also offered stiffened.



PAD-EASE-PRO



Change process



Pureon offers a wide range of customized solutions. Get in touch with us.

**Product specifications**

Temperature stability ..... -40 – 160 C°  
 Thickness coating..... 0,1 – 0,3 mm  
 Thickness metal carrier ..... 10,2 – 10,5 mm

**Order information**

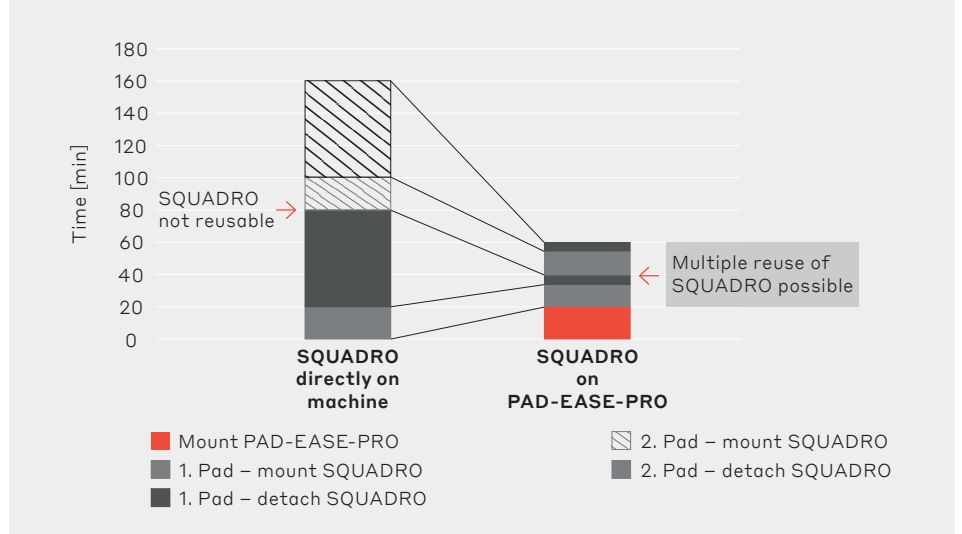
Order code ..... PAD-EASE-PRO OD475-ID200 mm-PU1-PSA-D1  
1 2 3 4 5

- ❶ Outer diameter ..... 200 – 1'200 mm  
 Custom sizes are available upon request
- ❷ Inner diameter ..... Optional (freely selectable)
- ❸ Packing unit ..... 1 piece / box
- ❹ Backing / mounting ..... PSA (self-adhesive)  
 PCPSA (self-adhesive and stiffened)  
 OM (metal plate)
- ❺ Drawing index ..... Optional

**Application recommendations**

- Preparation ..... The mounting plate must be absolutely clean, flat, dry, and free of grease.
- Mounting ..... The PAD-EASE-PRO foil / plate must be aligned centrally and, if necessary, match the cooling holes and be applied without air bubbles.
- Demounting ..... Pads with self-adhesive backing may only be mounted once.
- Cleaning ..... After removing a grinding/polishing pad, the PAD-EASE-PRO surface should be wiped damp with water and cleaned. Important: Never use acetone or isopropanol for cleaning.

**Performance SQUADRO with PAD-EASE-PRO**



**Contact**

sales@pureon.com  
 www.pureon.com

